

# 1 How to Access Alexander Street Content

The fastest way to access Alexander Street content is through your library's website. There is no login required to browse or view content if using your library's credentials. You may be prompted to create a personal username and password to access additional features such as clips, playlists, and bookmarks. To create a new user account, visit: [search.alexanderstreet.com/user/register](http://search.alexanderstreet.com/user/register)

# 2 Search Multiple Ways to Discover Great Content

**Collection pages** highlight new resources, editor's picks, and discipline-specific tools. Content is curated by subject matter specialists. Quick reference videos help you navigate user tools.

**Editor's selections and clips.** Over 100,000 playlists and hundreds of clips created by editors, faculty, and subject matter experts provide superior annotations and help you quickly locate the most relevant content.

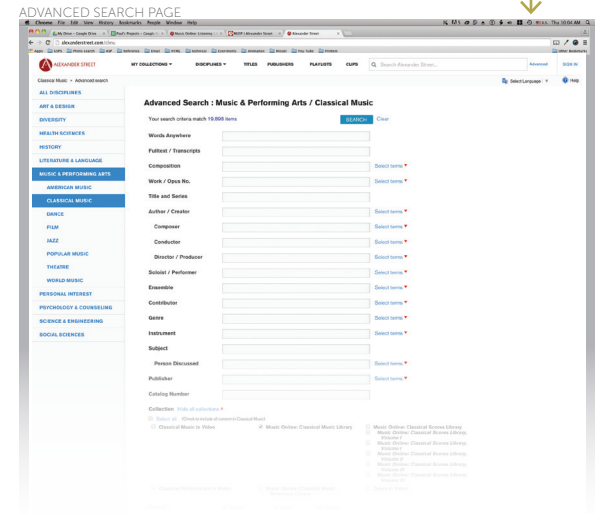
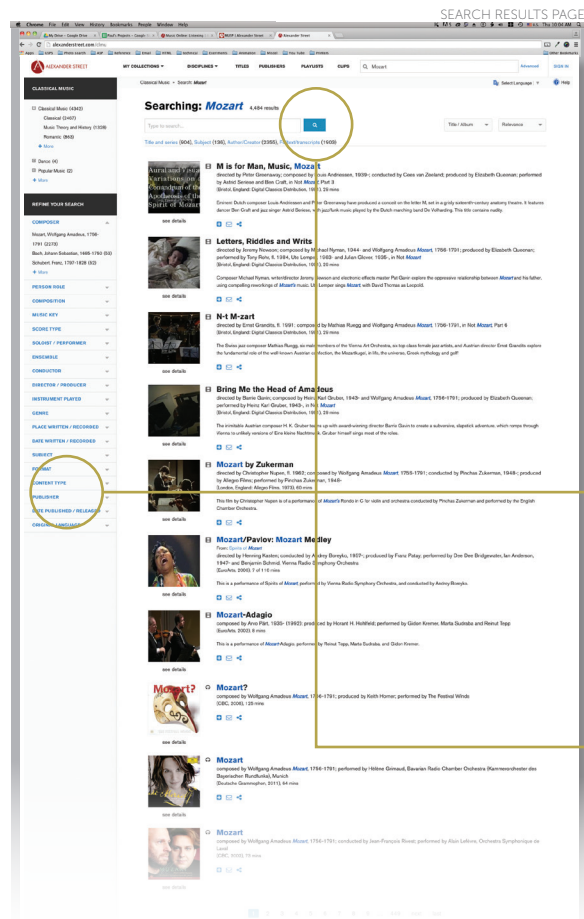
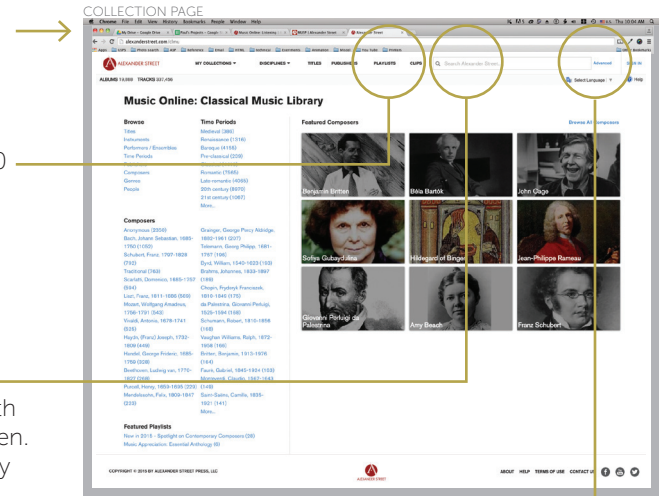
### How to search for content:

**Keyword search:** If you know what you're looking for, start with the Quick Search bar at the top of your screen. Here you can search by keyword and filter by media type (text, audio, video).

**Advanced search:** Use Advanced Search to reveal suggested search fields and terms that will help you get more specific results.

**Filters:** The search results page will automatically display filters to help you refine and narrow your search further. Type "Mozart" into a music collection and you'll see music-oriented filters—such as work/opus, performer, instrument played, and time period. (Results will vary depending on the collection and type of search being conducted.)

**Search within:** Still seeing too many results? Use the "Search Within" feature to drill down into your results even more. This will allow you to keyword search within the results you've already received.



# 3 Video Tools for Learning and Sharing

## Improved video quality.

Variable bit rate streaming automatically selects the best quality based on your available bandwidth, all the way up to HD quality (when available). No more buffering.

## Synchronous searchable scrolling transcripts.

Scan or keyword-search the full text of each video. Click any spot in the transcript to jump straight to that segment of the video. Many videos feature on-screen transcripts.

## Multi-language user interface.

Transcripts, bibliographic details, annotations, and other content can be translated into 65 languages using fully integrated Google Translate.

## Clip-maker.

Make a video clip with a single click. Drag the red and green time flags to set the start and end points of your clip, or use the time stamp tool to mark where you want your clip to start and end.

## Bookmark.

Click the bookmark button to save your spot. Return to watch the rest later.

## Easy citation export.

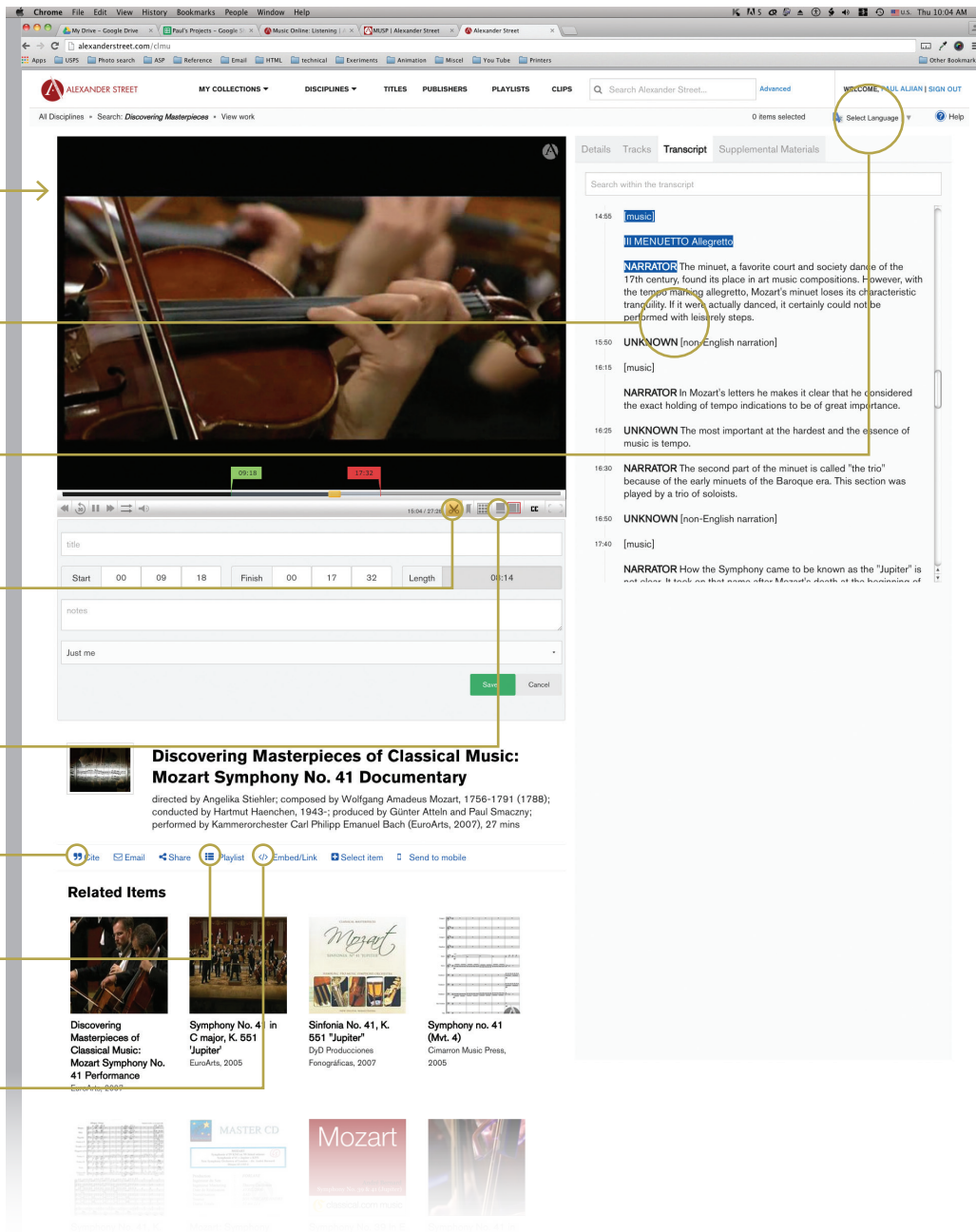
Export, download, and email full, accurate citations in APA, Chicago, and MLA formats.

## Shareable playlists.

Add all of your favorite films and clips into an online playlist. Then easily share the link, or embed it seamlessly into any syllabus or LMS.

## Permalink.

Pull a permalink to provide direct access to a particular video and slide it right into a syllabus or LMS.



The screenshot displays the Alexander Street website interface. At the top, there's a navigation bar with 'MY COLLECTIONS', 'DISCIPLINES', 'TITLES', 'PUBLISHERS', 'PLAYLISTS', and 'CLIPS'. A search bar is present with the text 'Search Alexander Street...'. Below the navigation, the main content area features a video player showing a close-up of a violinist's hands. To the right of the video is a transcript with a search bar and a list of text segments. A 'Select Language' dropdown menu is visible in the top right corner. Below the video player, there's a 'Clip-maker' section with a timeline and a 'Save' button. Further down, there's a 'Bookmark' section with a bookmark icon. Below that, there's an 'Easy citation export' section with icons for citation formats. At the bottom, there's a 'Shareable playlists' section with a 'Playlist' icon. The main content area also includes a 'Permalink' section with a 'Permalink' icon. The video player has a progress bar and a 'Save' button. The transcript has a search bar and a list of text segments. The related items section shows several video thumbnails with titles like 'Discovering Masterpieces of Classical Music: Mozart Symphony No. 41 Performance', 'Symphony No. 41 in C major, K. 551 "Jupiter"', 'Sinfonia No. 41, K. 551 "Jupiter"', and 'Symphony no. 41 (Mvt. 4)'. The interface is clean and modern, with a white background and blue accents.