


Go to: <https://heartland.ecsi.net/index.html>




Scroll down and Click the box to access your 1098-T tax form

Access Your 1098 Tax Documents

Look up your 1098-T or 1098-E tax document, view or print your form, or review the frequently asked questions about 1098 tax documents.


GO >>





**Want to look up your 1098-T or
1098-E tax form?
Click here to start your search.**

GO >>




**I need my 1098-T Tuition tax
statement.**

If you paid tuition expenses to a college or university, a 1098-T form will show the tuition expenses that you paid. You may be eligible to use these expenses to adjust your income or tax credit for your federal tax return.

Eligibility may vary based on your individual situation. Please visit the IRS.gov website to find out if you are eligible for this adjustment.

GO >>



**I just want to learn more about my 1098-T Tuition tax
statement.**

Enter WSU TECH in the school name, select WSU Tech and submit

Let's check to make sure your school has posted their 1098-T Tuition tax documents.

School Name (start by typing in the first several letters of the school name)

WSU
WSU Tech

Submit

Complete all of the information requested and click continue – YOU MUST ENTER THE NAME AND ZIP CODE OF THE ADDRESS ON FILE WITH WSU TECH

We've found your school. Let's fill in the rest of the form to find your tax document.

IMPORTANT: The information entered below must match the information your school has on file.

School Name (start by typing the first several letters of your school name)

WSU Tech

First Name

Last Name

SSN

Zip Code

I'm not a robot



Continue



Click the “+” next to 1098-T Statement Status: Delivered

Heartland
ECSI


Tax Document Information

This site uses Pop-up windows for printing your tax documents. Please be sure to turn off your Pop-up blocker for this site. To turn off your Pop-up blocker, visit the [Help](#) menu for your specific browser.

YOUR TAX STATEMENT

STATEMENT DETAIL FOR CURRENT REPORTING PERIOD

1098-T STATEMENT	Status: Delivered <input type="checkbox"/> +
<hr/>	
1098-E STATEMENT	Status: Delivered <input type="checkbox"/> +
<hr/>	




Click ‘View/Print Statement’ or ‘Make a Change’ if you need to update your information.

YOUR TAX STATEMENT

STATEMENT DETAIL FOR CURRENT REPORTING PERIOD

1098-T STATEMENT	Status: Delivered <input type="checkbox"/> -
<hr/>	



[View/Print Statement »](#)
You must turn off your pop-up blocker to view and print the tax form.

[Make a Change »](#)
Select this option if you would like to update your SSN, Name or Address listed on your tax form.

[Create a Dispute »](#)
Select this option if you disagree with information shown in the boxes of your tax form.